




# FOLDING THE PBL 60 INCH PRODUCT PHOTO TENT

6110




1



position tent so that opening faces upward

2



fold from this edge down

3



collapse

4



it will flatten out like this

5




now you need to fold this corner

until it touches this corner

6



7



8



you should have this

9



fold over to meet at center

10



when this is folded down

11




12



you get three loops

13



this one fits into here which fits into here

14



until we finally get this

15